

**MIDDLE BUCKS
INSTITUTE OF TECHNOLOGY**

2013/2014

PRELIMINARY

GENERAL FUND BUDGET

NOVEMBER 12, 2012

MIDDLE BUCKS INSTITUTE OF TECHNOLOGY

TABLE OF CONTENTS

	<u>PAGE #</u>
Budget Calendar.....	1
Explanation of Account Structure.....	2-4
General Fund Budget Highlights	
• Commentary	5-11
• Comparison of Expenditures by Object	12-13
Detailed General Fund Budget Presentation	
• Budgeted General Fund Contributions by Member Districts	14
• Revenues	15
• Expenditures	16-19
• Comparison of Expenditures by Function	20-21
• Lease Rental – Debt Service Paid by Member Districts	22
PAC/Finance Committee Summary.....	23-24

MIDDLE BUCKS INSTITUTE OF TECHNOLOGY
2013/2014 BUDGET CALENDAR

<u>DATE</u>	<u>DESCRIPTION</u>
August 13, 2012	2013/2014 Budget Calendar adopted by Executive Council
September 4	Finance Committee meeting
September 11 - 17	Budget packet distributed to Management Team & professional staff
September 28	Budget packets gathered from professional staff and reviewed by Asst. Director & CTE Supervisor
October 5	Budget packets due to Business Manager
November 8	Preliminary budget presented to Finance Committee
November 12	Budget presentation to Executive Council
November - January	Finance Committee work sessions (if needed)
February 5, 2013	Finance Committee review proposed budget
February 11	Budget presentation to Executive Council
March 11	2013/2014 Budget adopted
March 12 – 15	Recommended budgets sent to member district Superintendents with copies for individual School Directors
March 16 – April 30	Member School Boards approve recommended budget
May– June	Approved budget submitted to PDE

EXPLANATION OF THE MAJOR EXPENDITURE FUNCTIONS

The format of the proposed budget is from the Manual of Accounting and Financial Reporting for Pennsylvania Public Schools as prepared by the Pennsylvania Labor, Education and Community Services (LECS) Comptroller's Office, School Accounting Division, July 2011 Revision.

The following statements will serve as a brief summary of the various functions performed to accomplish the objectives of the Middle Bucks Institute of Technology.

1000 INSTRUCTION - Those activities dealing directly with the interaction between teachers and students and related costs, which can be directly attributed to a program of instruction.

1100 REGULAR PROGRAMS - Activities designed to provide our students with learning experiences of an academic nature to prepare them to function as well rounded citizens and family members.

1300 VOCATIONAL EDUCATION - Approved programs which provide organized learning experiences designed to develop skills, knowledge, attitudes, and work habits in order to prepare individuals for entrance into and progress through various levels of employment in career and technical fields.

2000 SUPPORT SERVICES - Those services that provide administrative, technical and logistical support to facilitate and enhance instruction.

2100 PUPIL PERSONNEL - Activities designed to assess and improve the well being of students to supplement the teaching process and to meet the applicable provisions of the Public School Code of 1949.

2200 INSTRUCTIONAL STAFF – Activities associated with assisting, supporting, advising and directing the instructional staff with or on the content and process of providing learning experiences for students.

2300 ADMINISTRATION - Activities concerned with establishing and administering policy in connection with operating the system.

2400 PUPIL HEALTH - Activities that provide students with appropriate nurse services.

2500 BUSINESS - Activities concerned with paying, transporting, exchanging, and maintaining goods and services for the system.

2600 OPERATION AND MAINTENANCE OF PLANT SERVICES - Activities concerned with keeping the physical plant open, comfortable, and safe for use, and keeping the grounds, buildings and equipment in effective working condition and state of repair.

2818 SYSTEM-WIDE TECHNOLOGY SERVICES – Those activities concerned with coordinating, planning, researching, developing and evaluating the LEA’s technology functions. This object category includes the costs associated with the immediate staff assigned to coordinating, planning, researching, developing and evaluating the LEA’s technology functions. Also included are all related costs associated with the school-wide technology initiative.

3000 OPERATION OF NON-INSTRUCTIONAL SERVICES - Those activities concerned with providing non-instructional services to students, staff or the community.

3200 STUDENT ACTIVITIES - School sponsored activities under the guidance and supervision of staff.

5000 OTHER FINANCING USES - The disbursement of governmental funds not classified in other functional areas that require budgetary and accounting control.

(NB. **5900 BUDGETARY RESERVE** is not an expenditure function or account. It is strictly a budgetary account.)

The following statements will serve as a brief summary of the object code (service or goods) to be obtained as a result of the budgeted expenditures within each function:

100 SALARIES - Gross salaries budgeted to employees of the system who are considered to be in positions of a permanent nature or hired temporarily, including personnel substituting for those in permanent positions.

200 EMPLOYEE BENEFITS - Amounts paid by the system on behalf of the employees. Included are retirement, FICA, group insurance, workers' compensation, tuition reimbursement, and unemployment compensation.

300 PURCHASED PROFESSIONAL AND TECHNICAL SERVICES - Services which by their nature require persons or firms with specialized skills and knowledge. Included are legal, auditing and architectural services among others.

400 PURCHASED PROPERTY SERVICE - Services purchased to operate, repair, maintain, and rent property owned by the system. Included are disposal services, building and equipment repairs and maintenance services, and construction services for renovating and remodeling paid to contractors.

500 OTHER PURCHASED SERVICES - Services rendered by organizations or personnel not applicable to 300 or 400 services. Included are transportation, fire and liability insurance, communications, advertising and travel, among others.

600 SUPPLIES - Amounts paid for items of an expendable nature that are consumed, worn out, or deteriorate in use. Included are general supplies, electricity, gasoline, and books and periodicals.

700 PROPERTY - Expenditures for the acquisition of fixed assets including initial equipment, additional equipment, and replacement of equipment.

800 OTHER OBJECTS - Amounts paid for goods and services not otherwise classified in the 100 to 700 services.

900 OTHER FINANCIAL USES - Classifies transactions, which are not properly recorded, as expenditures but require budgetary and accounting control, including outlays from current funds to retire debt service.

GENERAL FUND BUDGET HIGHLIGHTS

GENERAL OVERVIEW

In order to comply with Act 1 of 2006, a preliminary proposed General Fund Budget is presented to the Executive Council to provide an estimate of the planned operating and debt service expenditures for school year 2013/2014.

The proposed General Fund expenditures for 2013/2014 are \$8,524,028 compared to \$8,324,418 for 2012/2013, an increase of \$199,610 or 2.40% budget-to-budget. The combined proposed General Fund and Debt Service for 2013/2014 are \$9,991,147 vs. \$9,791,917 for 2012/2013. The overall combined expenditure increase is \$199,230 or 2.03%. See Table A.

Proposed General Fund Expenditures
Table A

	<u>2013/2014</u>	<u>2012/2013</u>	<u>\$ Change</u>	<u>% Change</u>
General Fund Proposed Expenditures	\$8,524,028	\$8,324,418	\$199,610	2.40%
Authority Lease Rental	1,467,119	1,467,499	-380	-0.03%
Total General Fund Expenditures	<u>\$9,991,147</u>	<u>\$9,791,917</u>	<u>\$199,230</u>	2.03%

This proposed financial plan provides a realistic budget to continue providing a high quality education to our students and demonstrates an effort by the Administration to continue their fiscal responsibility.

PROJECTED REVENUE & MEMBER DISTRICTS' CONTRIBUTIONS

MBIT receives its funding and revenue from local, state and federal sources. The largest portion of local revenue is Member Districts' contributions for General Fund expenditures. For 2013/2014, Members Districts' contributions are projected to be \$7,205,728 vs. \$7,171,968 for 2012/2013, an increase of \$33,760 or 0.47%. The funding from Member Districts is shared based on the average daily membership (ADM) of students. As has been the practice, a three year rolling average is used to allocate the contribution due for 2013/2014 from Member Districts.

The actual amount to be paid by each district in 2013/2014 is adjusted by the amount due to Member Districts as of June 30, 2012 for the 2011/2012 fiscal school year. Based on the net secondary vocational costs and actual ADM at year-end June 30, 2012 versus average ADM employed in budget preparation, \$388,624 is due (to be refunded) to Member Districts in 2013/2014. See Table B and the bottom of page 15 – Total Due with Adjustment = \$6,817,104.

Table B.

Due to Members for 2011/2012 - Total Due with Adjustment

<u>2011/2012</u>	<u>Centennial</u>	<u>Central Bucks</u>	<u>Council Rock</u>	<u>New Hope- Solebury</u>	<u>Total</u>
Receipts from Members (+)	\$1,958,604	\$3,659,997	\$1,258,836	\$175,260	\$7,052,697
Voc-Ed Subsidy (+)	90,065	198,553	67,251	8,313	364,182
Net Secondary Costs (-)	<u>1,944,015</u>	<u>3,761,522</u>	<u>1,125,927</u>	<u>196,791</u>	<u>7,028,255</u>
Due to (from) Members	<u>\$104,654</u>	<u>\$97,028</u>	<u>\$200,160</u>	<u>(\$13,218)</u>	<u>\$388,624</u>
Proposed 2013/2014					
Receipts from Members	\$1,890,783	\$3,875,241	\$1,264,605	\$175,099	\$7,205,728
Less: Due to Members	<u>(\$104,654)</u>	<u>(\$97,028)</u>	<u>(\$200,160)</u>	<u>\$13,218</u>	<u>(\$388,624)</u>
Contribution Due w/Adjust.	<u>\$1,786,129</u>	<u>\$3,778,213</u>	<u>\$1,064,445</u>	<u>\$188,317</u>	<u>\$6,817,104</u>

LEASE RENTAL

The Member Districts make lease rental payments on behalf of MBIT to the Middle Bucks AVTS Authority to fund repayment of the Series of 2003 and 2006 bonds. The payments for 2012/2013 and 2011/2012 are \$1,467,119 and \$1,467,499, respectively. The debt service is allocated to Member Districts using the market value as determined by the State Tax Equalization Board. See page 22 for more information.

Please see Table C and page 14 for a summary of Member Districts' contributions to fund the proposed 2013/2014 and approved 2012/2013 budgets.

Proposed Member Districts' Contributions

Table C

	<u>2013/2014</u>	<u>2012/2013</u>	<u>\$ Change</u>	<u>% Change</u>
General Fund Member District Contributions	\$7,205,728	\$7,171,968	\$33,760	0.47%
Authority Lease Rental	1,467,119	1,467,499	-380	-0.03%
Total Projected Contributions	<u>\$8,672,847</u>	<u>\$8,639,467</u>	<u>\$33,380</u>	0.39%

State Subsidies are received in form of the Vocational Education Subsidy which is paid based on VADM. Subsidy received in 2013/2014 will be based upon the ADM from 2012/2013. The Vocational Education Subsidy is projected higher than 2012/2013. The state also pays subsidies that are equivalent to one half of the cost for Social Security and Retirement. The subsidies for Social Security and Retirement are projected at approximately one half of the related employment cost.

Federal subsidy is for Carl D. Perkins Local Plan and is projected slightly higher than actual for 2012/2014.

OTHER INFORMATION

The annualized CPI-U for the Philadelphia region for August 2012 was 1.4% compared to August 2011 at 3.4%.

ASSUMPTIONS

As of the November 12, 2012 presentation of this preliminary budget there were many unknowns including: medical insurance premium rates, the PSERS contribution rate for school year 2013/2014, hurricane Sandy's effect on insurance rates, and cost of utilities. This presentation includes assumptions to deal with the unknowns.

Significant assumptions impacting this budget projection include:

1. Object Code 100 – Salaries and wages in this budget decrease \$11,547 or -0.14% of the budget-to-budget increase. The budget for teachers' salaries recognizes retirements and other reductions which occurred and contemplates changes for step and level of teachers. The salary and wage adjustment for administrators and support staff includes a three percent increase from 2012/2013 salary and wage rates.

The Middle Bucks Education Association contract term expires June 30, 2013.

2. Object Code 200 – Benefits. Overall benefits are projected to increase by \$154,020 or 1.85% of the budget-to-budget increase. More specifically:
 - Medical & prescription benefit cost are budgeted using the plans offered under the teachers' contract to all eligible employees. As of November 12, 2012, the 2013/2014 renewal had not been received. For budget purposes, a 12% increase over 2012/2013 rates has been projected. Even so, the budget-to-budget cost are expected to decrease by \$41,485 or -0.50% based on coverage elections made by employees.
 - Teachers and all eligible staff participating in the benefits contribute 15% of premium if covered under the Personal Choice \$15/\$25/70% plan or 10% of premium if covered under the Keystone Flex POS C2F1O1 plan. The prescription plan under either plan is Future Scripts \$10/\$20/\$35 formulary/non-formulary.
 - Retirement has been budgeted using 16.75% rate as published by PSERS employer contribution rate for 2013/2014 compared to 12.19% used in budgeting 2012/2013. Employer retirement contribution cost increase budget-to-budget \$191,974 or 2.31%.

3. Object Code 300 – Purchased Professional & Technical Services increase by \$27,540 or 0.33% budget-to-budget from 2012/2013. The increase is attributable to cost of consultants.
4. Object Code 400 – Purchased Property Services are present a net decrease of \$16,858 or -0.20% budget-to-budget from 2012/2013. The net decrease is from changing cleaning service and waste disposal service companies.
5. Object Code 500 – Other Purchased Services shows net increase of \$14,210 reflecting provisions for higher insurance and banking costs.
6. Object Code 600 – Supplies cost have a net increase of \$22,095 or 0.27% budget-to-budget over 2012/2013. The increase includes cost for growth in enrollment, new instructors in existing programs and startup of new half day Business program. Utilities rates are anticipated to cost less for 2013/2014 as the result entering a fixed energy price agreement for July 2013 through July 2015 and for Marcellus Shale Gas coming on line.
7. Object Code 700 – Equipment increases \$10,000 over 2012/2013 for needed school furniture and information technology infrastructure replacements.

REVENUES

6000 REVENUE FROM LOCAL SOURCES

Revenues from local sources reflect Member Districts' contributions and other revenues stemming from operation of the School. Member Districts will be billed on the approved three-year averaging formula with adjustments made the following fiscal year based on actual district enrollment. Rental of Building is projected based on known past events, which are expected to reoccur. Interest income is projected using rate of 0.15% received on deposits.

7000 REVENUE FROM STATE SOURCES

Vocational Educational Subsidies for 2013/2014 reflect estimated ADM enrollment information from 2012/2013.

Revenues from Social Security and Retirement reimbursements are approximately one-half of budgeted Social Security and Retirement expenditures for the 2013/2014 school year.

8000 REVENUE FROM FEDERAL SOURCES

The Perkins Act Local Plan was re-authorized for six years in 2006. The funding for 2012/2013 is \$318,270 and the projection for 2013/2014 is slightly higher.

EXPENDITURES

The following information is presented by Object Code. Functional account numbers are referenced parenthetically where appropriate.

100 SALARIES & WAGES

The teachers' salaries are calculated using an averaging formula utilizing low and high salary rates from the member school district teachers' matrices. The teachers' contract expires June 30, 2013.

All non-bargaining unit salaries are budgeted to provide up to a 3% increase based upon Finance Committee review and are subject to Executive Council approval. The Act 93 plan expires June 30, 2013.

200 EMPLOYEE BENEFITS

Employee benefits have been budgeted as mandated by regulations and using known contractual obligations.

For 2013/2014, the PSERS employer rate used is 16.75% as posted on PSERS website. For fiscal years 2012/2013, 2011/2012, 2010/2011, 2009/2010, 2008/2009, 2007/2008, 2006/2007, 2005/2006, 2004/2005 and 2003/2004, the contribution rates are or were 12.36%, 8.65%, 5.64%, 4.78%, 4.76 %, 7.13%, 6.46%, 4.69%, 4.23% and 3.77%, respectively.

300 PURCHASED PROFESSIONAL AND TECHNICAL SERVICES

Included here are items such as Solicitor's fee, Audit fees and Technology Technical Support costs (1300, 2100, 2300, 2500, and 2800). Under Facilities (2600) are listed such items as hazardous waste disposal, water testing, security, and Right-to-Know.

400 PURCHASED PROPERTY SERVICES

Included here are all repairs, operating leases, maintenance and rental contracts as well as all non-scheduled maintenance activities (all functions). Cleaning, construction, extermination, water, and disposal services appear under Facilities.

500 OTHER PURCHASED SERVICES

Printing, advertising, postage and telephone (2100, 2300, 2500) as well as general liability and property insurance (2600) are included here. The Internet connection is reflected throughout and costs associated with marketing (2100) are also included.

600 SUPPLIES

All consumable supplies, books and software along with costs for heat, light and water are budgeted in this category.

700 PROPERTY

Equipment replacement includes instructional laboratory equipment (1300), facilities (2600) and technology equipment upgrades (2800).

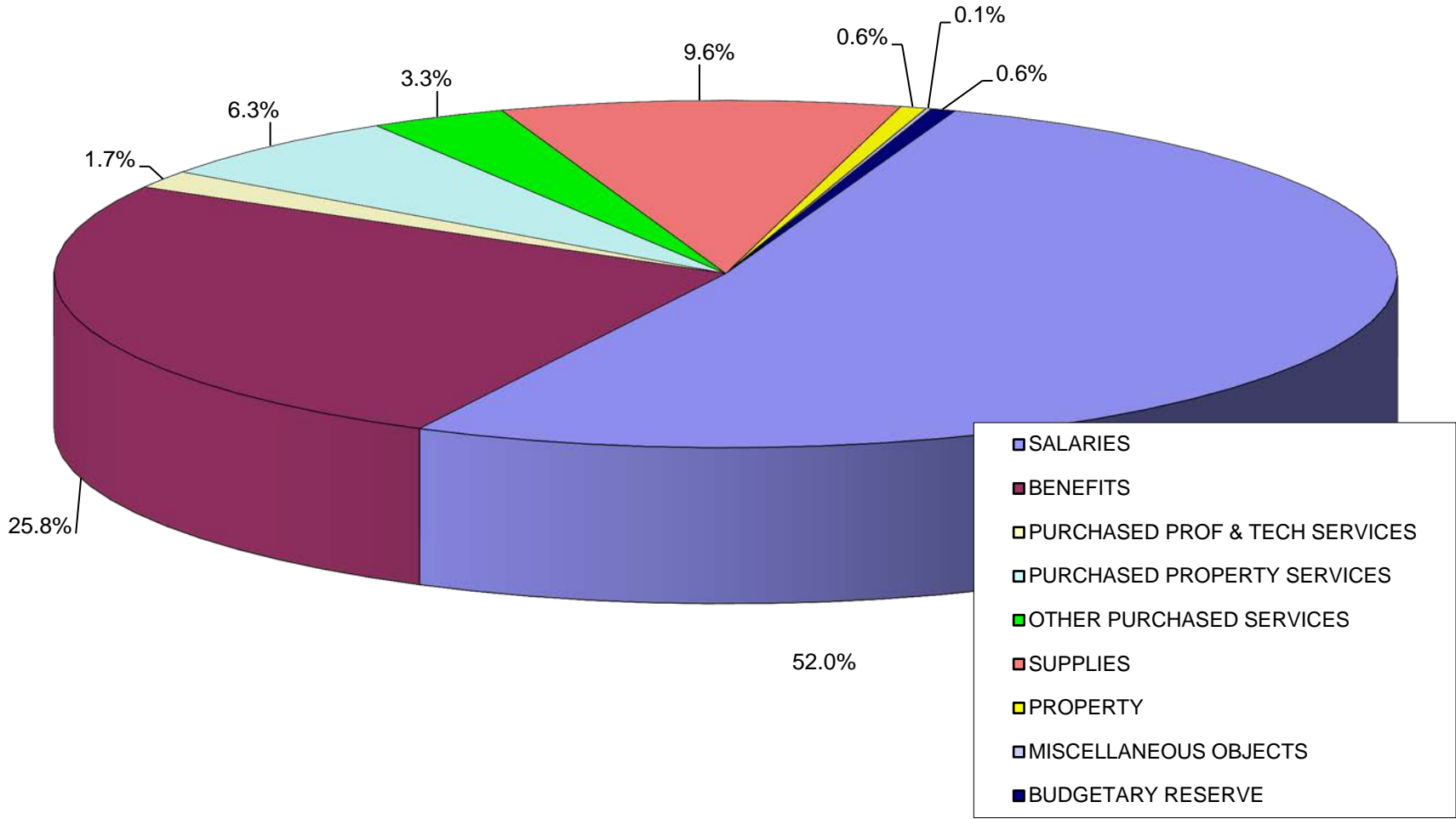
800 OTHER

Incidental dues and fees, such as PACTA, PASA, PASBO and educational trade association memberships (1300, 2100, 2300, 2500, 2600 and 2800), are reflected.

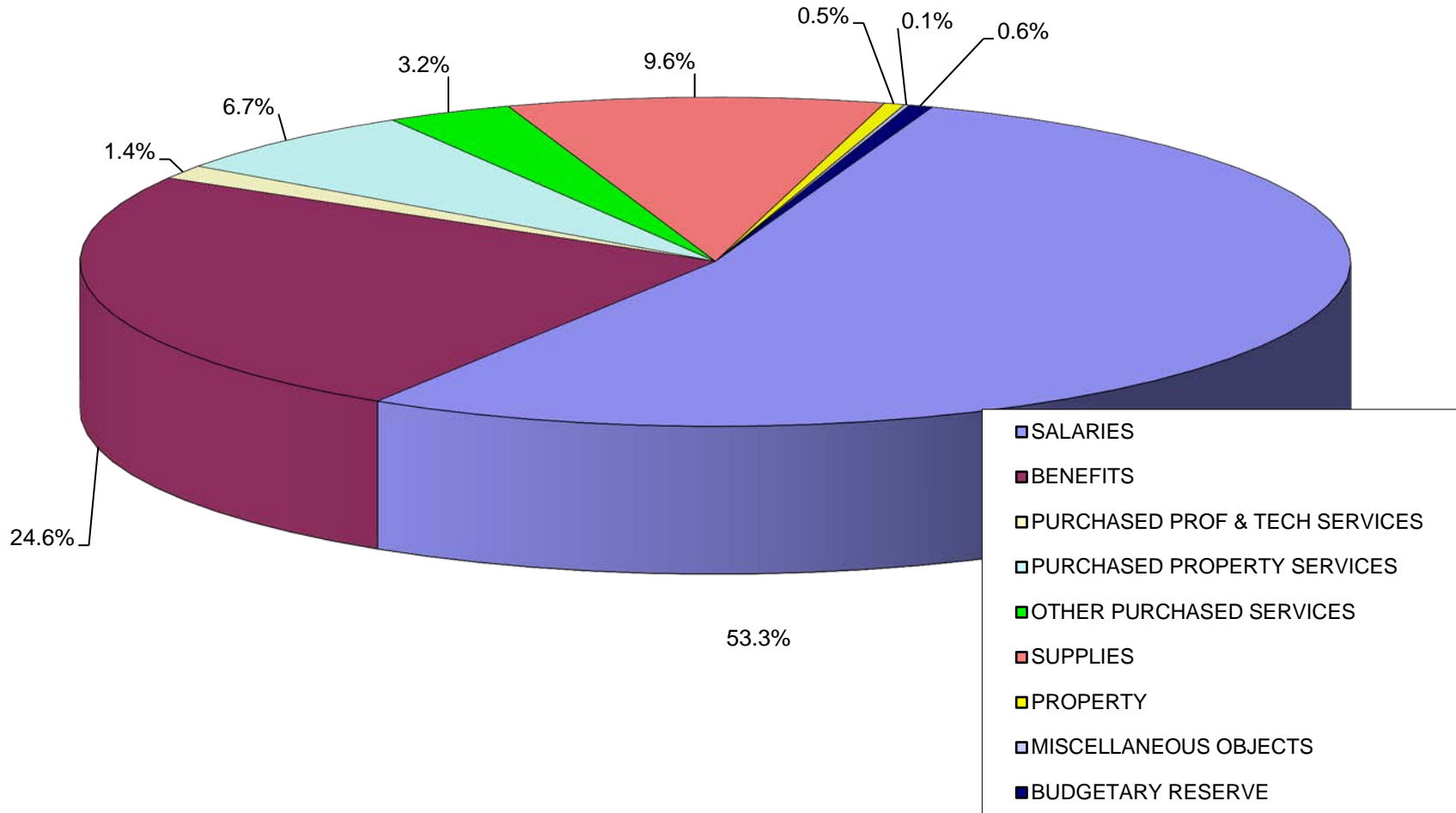
BUDGETARY RESERVE

These funds are intended as a safeguard against unanticipated revenue reductions or unanticipated expenditures and provide for the possibility of salary, benefit, insurance cost and other unknown cost adjustments. Use of these funds, once approved, is subject to Executive Council action.

MIDDLE BUCKS INSTITUTE OF TECHNOLOGY 2013/2014 PROPOSED BUDGET OBJECT CODE ANALYSIS



MIDDLE BUCKS INSTITUTE OF TECHNOLOGY 2012/2013 ADOPTED BUDGET OBJECT CODE ANALYSIS



%

**MIDDLE BUCKS INSTITUTE OF TECHNOLOGY
PROPOSED BUDGET SUMMARY**

BUDGETED GENERAL FUND CONTRIBUTIONS BY MEMBER DISTRICTS

		CENTENNIAL	CENTRAL BUCKS	COUNCIL ROCK	NEW HOPE- SOLEBURY	TOTAL
<u>2011- 2012</u>						
GENERAL FUND	Pg. 15	\$ 1,958,604	\$ 3,659,997	\$ 1,258,836	\$ 175,260	\$ 7,052,697
LEASE RENTAL DEBT	Pg. 22	205,903	667,095	470,132	122,369	1,465,499
2011-2012 CONTRIBUTIONS		<u>\$ 2,164,507</u>	<u>\$ 4,327,092</u>	<u>\$ 1,728,968</u>	<u>\$ 297,629</u>	<u>\$ 8,518,196</u>
Year-to-year percentage increase						1.36%
<u>2012- 2013</u>						
GENERAL FUND	Pg. 15	\$ 1,908,461	\$ 3,785,365	\$ 1,308,884	\$ 169,258	\$ 7,171,968
LEASE RENTAL DEBT	Pg. 22	205,743	668,446	471,948	121,362	1,467,499
2012-2013 CONTRIBUTIONS		<u>\$ 2,114,204</u>	<u>\$ 4,453,810</u>	<u>\$ 1,780,832</u>	<u>\$ 290,621</u>	<u>\$ 8,639,467</u>
Year-to-year percentage increase						1.42%
<u>2013- 2014</u>						
GENERAL FUND	Pg. 15	\$ 1,890,783	\$ 3,875,241	\$ 1,264,605	\$ 175,099	\$ 7,205,728
LEASE RENTAL DEBT	Pg. 22	207,891	666,072	472,266	120,891	1,467,119
2012-2013 CONTRIBUTIONS		<u>\$ 2,098,674</u>	<u>\$ 4,541,312</u>	<u>\$ 1,736,871</u>	<u>\$ 295,990</u>	<u>\$ 8,672,847</u>
Year-to-year percentage increase						0.39%

Note: General fund contribution is allocated to member districts using a three-year averaging of ADM.
Lease rental debt is for the Series of 2003 and Series of 2006 Middle Bucks AVTS Authority Revenue Bonds. Lease Rental Debt is allocated based on market value as determined by Pennsylvania State Tax Equalization Board.

**MIDDLE BUCKS INSTITUTE OF TECHNOLOGY
PROPOSED BUDGET SUMMARY**

REVENUES

CODE	CATEGORY	2011/2012 APPROVED BUDGET	2012/2013 APPROVED BUDGET	2023/2014 PROPOSED BUDGET	% CHANGE
6000	REVENUE FROM LOCAL SOURCES				
6510	INTEREST	\$8,000	\$7,000	\$3,000	
6910	RENTAL OF BUILDING	30,000	21,000	21,000	
6941	TUITION - ADULT STUDENTS	61,300	42,000	42,000	
6942	TUITION - NON PARTICIPATING DISTRICT	15,300	15,300	15,300	
6946	RECEIPTS FROM MEMBER DISTRICTS	7,052,697	7,171,968	7,205,728	
6991	REFUND OF PRIOR YEARS EXPENSE	12,000	12,000	12,000	
6790/6999	MISCELLANEOUS REVENUE	9,000	12,000	12,000	
	TOTAL REVENUE LOCAL SOURCES	7,188,297	7,281,268	7,311,028	0.41%
7000	REVENUE FROM STATE SOURCES				
7220	VOCATIONAL EDUCATION SUBSIDIES	315,000	357,500	360,000	
7290	OTHER STATE GRANTS	8,000	0	0	
7800	SOCIAL SECURITY-STATE SHARE	166,000	166,500	163,000	
7820	RETIREMENT-STATE SHARE	193,700	275,000	370,000	
	TOTAL REVENUE STATE SOURCES	682,700	799,000	893,000	11.76%
8000	REVENUE FROM FEDERAL SOURCES				
8521	TECH PREP	36,720	-	-	
8566	LOCAL PLAN/PERKINS	278,000	244,150	320,000	
	TOTAL REVENUE FEDERAL SOURCES	314,720	244,150	320,000	31.07%
	TOTAL PROPOSED REVENUES	\$8,185,717	\$8,324,418	\$8,524,028	2.40%

DISTRICT CONTRIBUTION BREAKDOWN

					TOTAL DUE WITH ADJUSTMENT
CENTENNIAL	26.24%	\$1,958,604	\$1,908,461	\$1,890,783	\$1,786,129
CENTRAL BUCKS	53.78%	\$3,659,997	\$3,785,365	\$3,875,241	\$3,778,213
COUNCIL ROCK	17.55%	\$1,258,836	\$1,308,884	\$1,264,605	\$1,064,445
NH/SOLEBURY	2.43%	\$175,260	\$169,258	\$175,099	\$188,317
	100.00%	\$7,052,697	\$7,171,968	\$7,205,728	\$6,817,104

**MIDDLE BUCKS INSTITUTE OF TECHNOLOGY
PROPOSED BUDGET SUMMARY**

EXPENSES

CODE	CATEGORY	2012/13 APPROVED BUDGET	2013/14 PROPOSED BUDGET	% CHANGE
1000	INSTRUCTIONAL SERVICES			
1100-100	SALARIES - 3 FTE	\$238,783	\$250,188	
-200	EMPLOYEE BENEFITS	103,210	126,117	
-300	PURCHASED PROF & TECH SERVICES	0	0	
-400	PURCHASED PROPERTY SERVICES	250	250	
-500	OTHER PURCHASED SERVICES	1,755	1,755	
-600	SUPPLIES	400	400	
-700	PROPERTY	0	0	
-800	MISCELLANEOUS OBJECTS	250	300	
1100	TOTAL REGULAR PROGRAMS	344,648	379,010	9.97%
1300-100	SALARIES - 36.5 FTE 12-13 & 13-14	2,521,210	2,441,571	
-200	EMPLOYEE BENEFITS	1,135,601	1,185,989	
-300	PURCHASED PROF & TECH SERVICES	2,500	3,810	
-400	PURCHASED PROPERTY SERVICES	172,204	166,391	
-500	OTHER PURCHASED SERVICES	70,375	74,710	
-600	SUPPLIES	332,075	356,490	
-700	PROPERTY	0	0	
-800	MISCELLANEOUS OBJECTS	3,500	3,500	
1300	TOTAL VOCATIONAL EDUCATION PROGRAMS	4,237,465	4,232,461	-0.12%
2000	SUPPORT SERVICES			
2100-100	SALARIES - 6.65 FTE	463,545	473,174	
-200	EMPLOYEE BENEFITS	216,980	232,641	
-300	PURCHASED PROF & TECH SERVICES	2,500	2,500	
-400	PURCHASED PROPERTY SERVICES	5,280	5,925	
-500	OTHER PURCHASED SERVICES	51,590	47,630	
-600	SUPPLIES	19,300	19,850	
-700	PROPERTY	0	0	
-800	MISCELLANEOUS OBJECTS	700	725	
2100	TOTAL SUPPORT SERVICES-PUPIL PERSONNEL	759,895	782,445	2.97%

**MIDDLE BUCKS INSTITUTE OF TECHNOLOGY
PROPOSED BUDGET SUMMARY**

EXPENSES

CODE	CATEGORY	2012/13 APPROVED BUDGET	2013/14 PROPOSED BUDGET	% CHANGE
2000	SUPPORT SERVICES (con't)			
2200-100	SALARIES	0	6,180	
-200	BENEFITS	0	850	
-300	PROFESSIONAL & TECHNICAL SERVICES	10,000	11,190	
-500	OTHER PURCHASED SERVICES	4,000	5,000	
		<hr/>	<hr/>	
2200	TOTAL INSTRUCTIONAL SUPPORT	14,000	23,220	65.86%
2300-100	SALARIES - 7 FTE	522,507	543,365	
-200	EMPLOYEE BENEFITS	241,302	273,392	
-300	PURCHASED PROF & TECH SERVICES	28,400	41,650	
-400	PURCHASED PROPERTY SERVICES	7,685	8,595	
-500	OTHER PURCHASED SERVICES	35,100	37,780	
-600	SUPPLIES	13,450	14,250	
-700	PROPERTY	0	0	
-800	MISCELLANEOUS OBJECTS	3,000	2,800	
		<hr/>	<hr/>	
2300	TOTAL SUPPORT SERVICES-ADMINISTRATION	851,444	921,832	8.27%
2400-100	SALARIES - 1 FTE	71,935	72,196	
-200	EMPLOYEE BENEFITS	25,753	28,655	
-300	PURCHASED PROF & TECH SERVICES	2,000	1,650	
-400	PURCHASED PROPERTY SERVICES	400	0	
-500	OTHER PURCHASED SERVICES	715	715	
-600	SUPPLIES	3,700	3,700	
-700	PROPERTY	0	0	
-800	MISCELLANEOUS OBJECTS	125	125	
		<hr/>	<hr/>	
2400	TOTAL SUPPORT SERVICES-PUPIL HEALTH	104,628	107,041	2.31%

**MIDDLE BUCKS INSTITUTE OF TECHNOLOGY
PROPOSED BUDGET SUMMARY**

EXPENSES

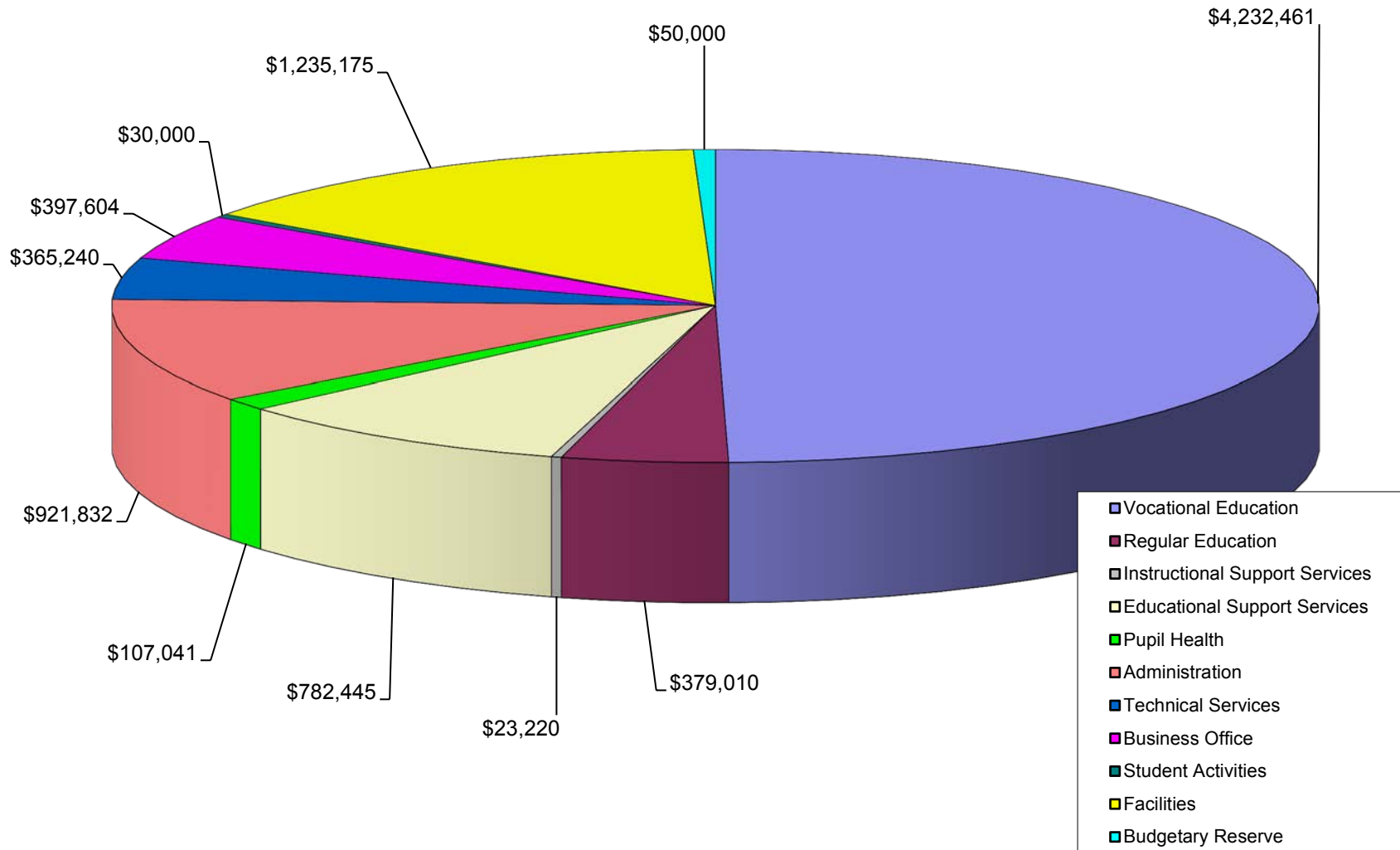
CODE	CATEGORY	2012/13 APPROVED BUDGET	2013/14 PROPOSED BUDGET	% CHANGE
2000	SUPPORT SERVICES (con't)			
2500-100	SALARIES - 3 FTE	208,116	215,944	
-200	EMPLOYEE BENEFITS	94,500	113,180	
-300	PURCHASED PROF & TECH SERVICES	30,850	30,990	
-400	PURCHASED PROPERTY SERVICES	4,065	4,065	
-500	OTHER PURCHASED SERVICES	14,035	23,525	
-600	SUPPLIES	8,400	8,700	
-700	PROPERTY	0	0	
-800	MISCELLANEOUS OBJECTS	1,000	1,200	
2500	TOTAL SUPPORT SERVICES-BUSINESS	360,966	397,604	10.15%
2600-100	SALARIES - 5 FTE	245,718	253,451	
-200	EMPLOYEE BENEFITS	144,770	148,809	
-300	PURCHASED PROF & TECH SERVICES	30,250	42,250	
-400	PURCHASED PROPERTY SERVICES	360,650	348,450	
-500	OTHER PURCHASED SERVICES	54,775	55,440	
-600	SUPPLIES	373,700	356,450	
-700	PROPERTY	19,500	29,000	
-800	MISCELLANEOUS OBJECTS	1,250	1,325	
2600	TOTAL SUPPORT SERVICES-FACILITIES	1,230,613	1,235,175	0.37%
2818-100	SALARIES - 2 FTE	168,816	173,015	
-200	EMPLOYEE BENEFITS	83,398	89,900	
-300	PURCHASED PROF & TECH SERVICES	7,000	7,000	
-400	PURCHASED PROPERTY SERVICES	4,000	4,000	
-500	OTHER PURCHASED SERVICES	8,400	8,400	
-600	SUPPLIES	44,720	58,000	
-700	PROPERTY	24,000	24,500	
-800	MISCELLANEOUS OBJECTS	425	425	
2818	TOTAL TECHNICAL SERVICES	340,759	365,240	7.18%

**MIDDLE BUCKS INSTITUTE OF TECHNOLOGY
PROPOSED BUDGET SUMMARY**

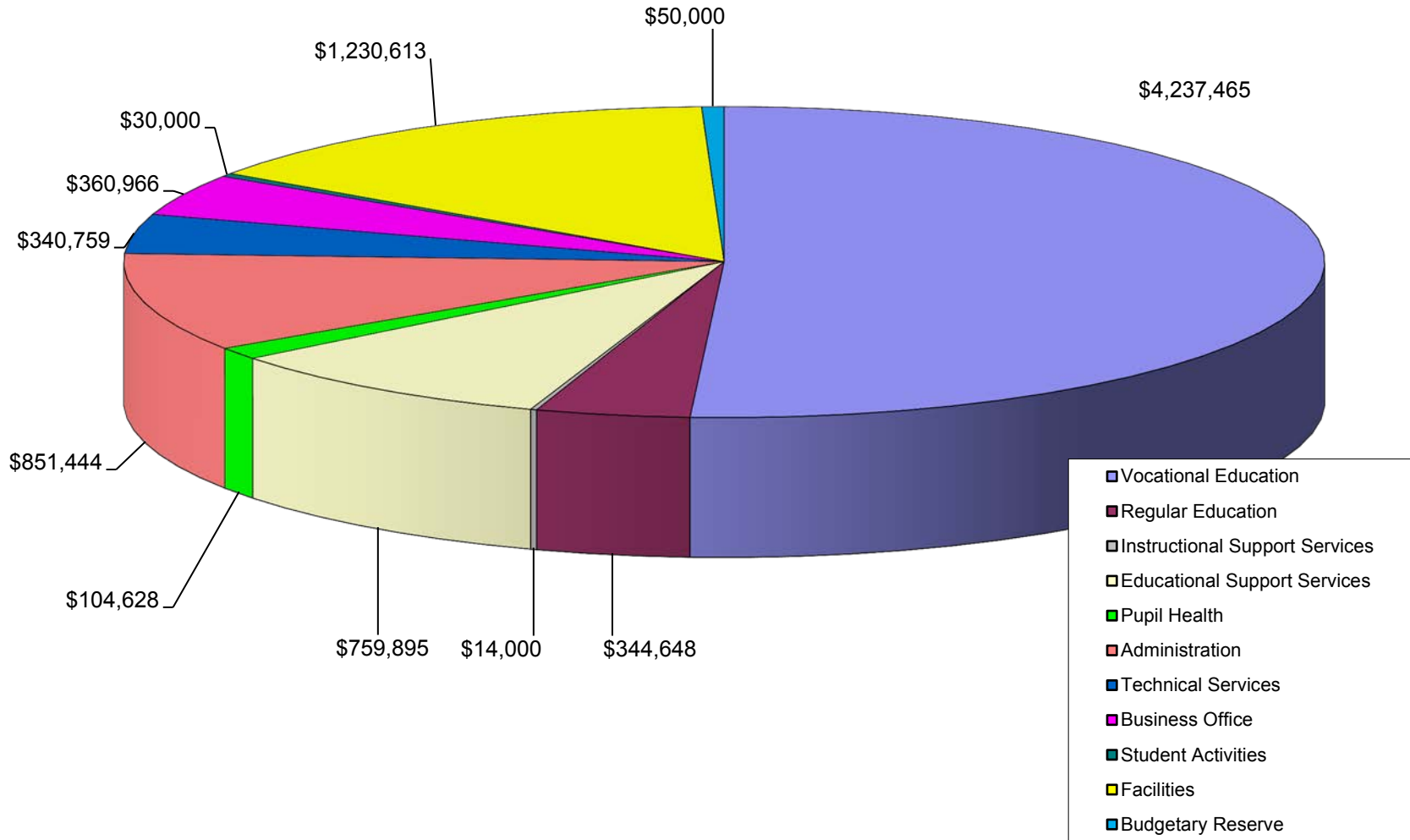
EXPENSES

CODE	CATEGORY	2012/13 APPROVED BUDGET	2013/14 PROPOSED BUDGET	% CHANGE
3000	NON-INSTRUCTIONAL SERVICES			
3200-500	OTHER PURCHASED SERVICES	26,000	26,000	
-600	SUPPLIES	3,000	3,000	
-800	MISCELLANEOUS OBJECTS	1,000	1,000	
3200	TOTAL STUDENT ACTIVITIES	30,000	30,000	0.00%
5000	OTHER FINANCING USES			
5900-000	BUDGETARY RESERVE	50,000	50,000	
5900	TOTAL BUDGETARY RESERVE	50,000	50,000	0.00%
	TOTAL PROPOSED BUDGET	<u>\$8,324,418</u>	<u>\$8,524,028</u>	2.40%
	BUDGETARY RESERVE CONSISTS OF:			
	OPERATING RESERVE	50,000	50,000	
	TOTAL BUDGET-TO-BUDGET INCREASE:	<u>\$ 138,701</u>	<u>\$ 199,610</u>	2.40%
	SUMMARY OF BUDGET-TO-BUDGET CHANGES:			
	1) Net decrease in instructional salaries		\$ (87,630)	-1.05%
	2) Net increase in admin, I/A, and support salaries & wages		76,083	0.91%
	3) Increase of employer's contribution to PSERS		191,974	2.31%
	4) Net decrease in health insurance and contractual benefit costs		(37,916)	-0.46%
	5) Increase is professional & technical for aging transformers and other consultants		24,900	0.30%
	6) Decrease in cleaning service & waste disposal costs		(26,000)	-0.31%
	7) Increase in banking and insurance cost		14,860	0.18%
	8) Decrease in electric & gas utilities		(20,000)	-0.24%
	9) Net increase in program consumable supply costs		24,415	0.29%
	10) Net increase in non-instructional supplies		17,680	0.21%
	11) Increase in equipment		10,000	0.12%
	12) All other		11,244	0.14%
			<u>\$ 199,610</u>	<u>2.40%</u>

MIDDLE BUCKS INSTITUTE OF TECHNOLOGY 2013/2014 PROPOSED BUDGET EXPENDITURES BY FUNCTION



MIDDLE BUCKS INSTITUTE OF TECHNOLOGY 2012/2013 ADOPTED BUDGET EXPENDITURES BY FUNCTION



**MIDDLE BUCKS INSTITUTE OF TECHNOLOGY
PROPOSED BUDGET SUMMARY - LEASE RENTAL**

SCHOOL FACILITIES LEASE - MIDDLE BUCKS VOCATIONAL-TECHNICAL SCHOOL AUTHORITY

SERIES OF 2003 BONDS - BALANCE JULY 1, 2013	\$ 1,445,000
SERIES OF 2006 BONDS - BALANCE JULY 1, 2013	14,560,000
	<u>\$ 16,005,000</u>

LEASE RENTAL COVERING DEBT SERVICE IS PAID BY THE MEMBER DISTRICTS' DIRECTLY TO THE TRUSTEE UNIVEST BANK & TRUST CO. FOR THE BOND HOLDERS IN AUGUST & FEBRUARY.

	Budgeted 2012/2013	Actual 2012/2013	Projected 2013/2014
6946 LEASE REVENUE	<u>\$ 1,467,499</u>	<u>\$ 1,467,499</u>	<u>\$ 1,467,119</u>
5110 DEBT SERVICE - AUTHORITY BONDS	<u>\$ 1,467,499</u>	<u>\$ 1,467,499</u>	<u>\$ 1,467,119</u>
PRINCIPAL	\$ 680,000	\$ 680,000	\$ 705,000
INTEREST	779,499	779,499	754,119
ADMINISTRATIVE FEE	8,000	8,000	8,000
	<u>\$ 1,467,499</u>	<u>\$ 1,467,499</u>	<u>\$ 1,467,119</u>

Rental is allocated to the member districts' on the basis of the proportion which the market value of each Participating School District bears to the total market valuation of all the Participating School Districts, as certified by the State Tax Equalization Board annually. An annual administrative fee equaling \$8,000 is paid by the sending districts in addition to the debt service.

	7/1/2012 STEB Market Value 2011	Budgeted using 7/1/2010 STEB MV 2010 2012/2013	Actual using 7/1/2011 STEB MV 2011 2012/2013	Projected using 7/1/2011 STEB MV 2011 2013/2014
Centennial	14.17%	\$ 205,743	\$ 207,944	\$ 207,891
Central Bucks	45.40%	668,446	666,245	666,072
Council Rock	32.19%	471,948	472,388	472,266
New Hope-Solebury	8.24%	121,362	120,922	120,891
	<u>100.00%</u>	<u>\$ 1,467,499</u>	<u>\$ 1,467,499</u>	<u>\$ 1,467,119</u>

The most current STEB available is 2010 market value effective July 1, 2011 and available in October 2011. Member School Districts should use the Projected column numbers to budget lease rental / debt service.

Member School Districts will receive a subsidy from the Pennsylvania Department of Education for reimbursement of the cost of construction from the 2006-2008 renovations at MBIT. Members should include in their projected state subsidies the following:

	2011 MV STEB	PDE 2071 2012/2013	PDE 2071 2013/2014
Centennial	14.17%	\$ 62,311	\$ 62,319
Central Bucks	45.40%	199,642	199,667
Council Rock	32.19%	141,552	141,570
New Hope-Solebury	8.24%	36,235	36,239
	<u>100.00%</u>	<u>\$ 439,740</u>	<u>\$ 439,795</u>

A

MIDDLE BUCKS INSTITUTE OF TECHNOLOGY - PAC & FINANCE COMMITTEES						
COMMITTEE UPDATE						
NOVEMBER 8, 2012						
DESCRIPTION	2012/2013 APPROVED BUDGET	2013/2014 PROPOSED BUDGET	\$ INCREASE/ (DECREASE) LINE ITEM	% INCREASE/ (DECREASE) LINE ITEM	% INCREASE/ (DECREASE) BUD. TO BUD.	
100 SALARIES & WAGES:						
TEACHERS - MBEA	\$ 2,823,828	\$ 2,736,198	\$ (87,630)	-3.10%	-0.89%	
ADMIN & SUPPORT SERVICES	1,519,827	1,598,911	79,084	5.20%	0.81%	
SUBSTITUTES & TEMPORARY	96,976	93,975	(3,001)	-3.09%	-0.03%	
200 BENEFITS:						
MEDICAL & PRESCRIPTION	938,958	897,473	(41,485)	-4.42%	-0.42%	
DENTAL/VISION/LIFE/LTD/CONTRACTUAL	172,565	176,134	3,569	2.07%	0.04%	
STATUTORY (FICA, PSERS, WC & UC)	933,990	1,125,926	191,936	20.55%	1.96%	
300 PROFESSIONAL & TECHNICAL SERVICES	113,500	141,040	27,540	24.26%	0.28%	
400 PURCHASED PROPERTY SERVICES	554,534	537,676	(16,858)	-3.04%	-0.17%	
500 OTHER PURCHASED SERVICES	266,745	280,955	14,210	5.33%	0.15%	
600 SUPPLIES:						
INSTRUCTIONAL SUPPLIES	332,475	356,890	24,415	7.34%	0.25%	
UTILITIES	289,700	269,700	(20,000)	-6.90%	-0.20%	
ALL OTHER SUPPLIES	176,570	194,250	17,680	10.01%	0.18%	
700 EQUIPMENT	43,500	53,500	10,000	22.99%	0.10%	
800 OTHER	11,250	11,400	150	1.33%	0.00%	
5900 BUDGETARY RESERVE	50,000	50,000	-	0.00%	0.00%	
5110 AUTHORITY LEASE RENTAL	1,467,499	1,467,119	(380)	-0.03%	0.00%	
TOTAL EXPENDITURES	\$ 9,791,917	\$ 9,991,147	\$ 199,230	2.03%	2.03%	

A

MIDDLE BUCKS INSTITUTE OF TECHNOLOGY - PAC & FINANCE COMMITTEES						
COMMITTEE UPDATE						
NOVEMBER 8, 2012						
DESCRIPTION	2012/2013 APPROVED BUDGET	2013/2014 PROPOSED BUDGET	\$ INCREASE/ (DECREASE) LINE ITEM	% INCREASE/ (DECREASE) LINE ITEM	% INCREASE/ (DECREASE) BUD. TO BUD.	
6000 LOCAL REVENUE						
	<i>EDUCATION AND LEASE RENTAL</i>					
CENTENNIAL	\$ 2,114,204	\$ 2,098,674	\$ (15,530)	-0.73%	-0.16%	
CENTRAL BUCKS	4,453,810	4,541,312	87,502	1.96%	0.89%	
COUNCIL ROCK	1,780,832	1,736,871	(43,961)	-2.47%	-0.45%	
NEW HOPE-SOLEBURY	290,621	295,990	5,369	1.85%	0.05%	
	<i>RECEIPTS FROM MEMBERS</i>					
	8,639,467	8,672,847	33,380	0.39%	0.34%	
OTHER LOCAL SOURCES	109,300	105,300	(4,000)	-3.66%	-0.04%	
7000 STATE SOURCES	799,000	893,000	94,000	11.76%	0.96%	
8000 FEDERAL SOURCES	244,150	320,000	75,850	31.07%	0.77%	
9000 TRANSFER - RESIDUAL EQUITY					0.00%	
TOTAL REVENUE	<u>\$ 9,791,917</u>	<u>\$ 9,991,147</u>	<u>\$ 199,230</u>	2.03%	2.03%	